

UNIVERSITY DIPLOMA IN BIOELECTROGRAPHY



START
APRIL 2024



DURATION
20 ECTS



DOUBLE DEGREE
UNEATLANTIQUE
THUBAN GROUP

www.grupothuban.com

UNIVERSITY DIPLOMA IN BIOELECTROGRAPHY

EUROPEAN UNIVERSITY OF THE ATLANTIC'S OWN DEGREE IN LIFELONG LEARNING



PRESENTATION

Bioelectrography is a holistic health and research method that uses specific imaging to assess body imbalances and homeostasis.

It allows the evaluation of the human being in its different dimensions: functional, energetic and emotional, and accurately analyses information on the state of health of the person through various computer programs with the ultimate goal of promoting the body's self-regulation.

Bioelectrography is a new tool based, mainly on Russian scientific research.

Its content is essentially based on the synthesis of several decades of research in the field of quantum physics, functional medicine, and Chinese and Ayurvedic medicine. It also takes into account the integration of new approaches related to the knowledge of human biomagnetism applied to the field of health.

The practice of bioelectrography and the resulting energy care can be perfectly integrated to try to solve the following problems or imbalances: structural, emotional, endocrine, immunological, geo-pathogenic, stress, etc.

Therefore, biophotonic imaging can be considered an indispensable tool for a holistic and integrative health practice.

Very useful because of its analytical precision and practical application, this method can be used both exclusively or in conjunction with other techniques used by doctors, psychologists, physiotherapists, osteopaths, chiropractors, naturopaths, acupuncturists, reflexologists and other health professionals.

ABOUT US?

With more than 30 years of teaching experience, **GRUPO THUBAN** has specialized its training offer in higher degrees with university accreditation, mainly in the areas of Osteopathy, Naturopathy and Integrative Medicine. In addition, we have a **Clinic of Integrative Medicine in Madrid, which has a qualified team with high professional experience** in the private sector, with spacious and bright facilities.

As a **Center for Higher Studies** we are dedicated to the teaching, research and development of Natural and Manual Therapies and Integrative Medicine as Complementary Medicines; it is also a center of reputed experience in training in Naturopathy, Reflexology, Chiromassage, Kinesiology, and other Western and Oriental manual techniques. and other Western and Oriental manual techniques.

Our wide and complete **range of courses** makes GRUPO THUBAN **the most complete center in Spain** for the training of future therapists and natural health professionals.

We are currently a member of the FEMTCI - European Foundation of Complementary and Integrative Traditional Medicine and we are an associated center of the **European Atlantic University of Santander - Spain**.

Our teaching team is made up of professionals who are referents in their disciplines, both nationally and internationally.

Since 2019 most of our training courses are part of the training offer of the European University of the Atlantic as own degrees.

Our Higher Studies can be taken at the main campus in Madrid and in Barcelona (CENAC - DOLMEN SALUT).

Our university trajectory comes from the year 2001 where until 2018 we maintained an agreement with the Philippus Program of the Royal University Center Escorial Maria Cristina of Madrid - Spain.

Grupo Thuban has a Quality and Environmental Management System that complies with the requirements of the “UNE-EN ISO 9001:2015” and “UNE-EN ISO 14001:2015” standards, according to the certification issued by the ACCM on June 3, 2023.

Thuban Group complies with the Standard “UNE-EN 16686:2015 Provision of Health Care in Osteopathy” according to certification issued by the ACCM on April 8, 2022.



GRUPO THUBAN
CLÍNICA Y CENTRO DE ESTUDIOS SUPERIORES
TERAPIAS NATURALES Y MANUALES

PHILOSOPHY AND MOTIVATION FOR THE STUDY OF BIOELECTROGRAPHY

Health is the ability to adapt to change. It is this capacity to adapt to change that Bioelectrography assesses.

To do so, we use techniques that question the adaptive capacity of the autonomic nervous system and the central nervous system.

Within each of us is an innate wisdom that knows what it needs to do to heal itself. When the body fails to adapt, compensation occurs to try and survive in the best possible way. With the tests, we will look for the obstacles or needs of the person in order to help them to harmonize using their own resources.

Everything in nature is essentially information and energy. This is why, in the field of bioelectrography, it is essential to check and balance all systems that relate to the flow of energy and the circuits that transport information. This is essential for reliable, accurate and efficient testing and processing.

Bioelectrography is therefore able to detect emerging imbalances, playing an essential role in the field of prevention.

For example, by measuring and advising the person with a certain periodicity, we can prevent them from developing a health problem in the long term.

Ultimately, the techniques we use in our daily practice must be guided by an appropriate therapeutic attitude, the fruit of respect and love for our fellow human beings. Bioelectrography, in itself, is a discipline that allows us to treat the individual in a holistic manner. The approach of bioelectrography is so broad that it touches on other disciplines, such as osteopathy, reflexology, traditional Chinese medicine, nutrition, emotional release techniques, etc.

The use of bioelectrography covers all spheres of the human being so that any alteration will be approached from an integrative point of view in all its aspects and taking into account its specificities. The approach to treatment from different aspects is what makes bioelectrography a complete technique in itself and very effective.

Bioelectrography is not only a tool in itself, but also serves as a complementary tool for other therapists. Ideal for the doctor, physiotherapist, osteopath, naturopath, chiropractor, etc., they can use this integration technique as a complementary tool.

For example,

- **The manual therapist can treat an injury by correcting acupuncture points, thus releasing a particular emotion. He can achieve this through a specific nutritional approach and all the information will be obtained from the different measurement systems.**
- **The doctor, nutritionist and/or naturopath will learn how to test the necessary food supplements for each patient, as well as intolerance tests and the state of the entire digestive and endocrine system.**
- **The acupuncturist's task will be made easier by checking priority points in order to radically reduce the number of points to be stimulated and broaden the approach to syndromes with the rest of the techniques.**
- **Different specialists will learn how energy, emotion and nutrition can condition the structure in an extraordinary way.**

EUROPEAN ATLANTIC UNIVERSITY

The European University of the Atlantic (UNEATLANTICO) is a higher education institution that offers its students an integral education based on excellence and commitment to people.

UNEATLANTICO is integrated into the Spanish university system and offers courses aimed at obtaining official and specific degrees.

The university is home to the faculties of Health Sciences, Social Sciences and Humanities, as well as the Higher Polytechnic School, all of which are adapted to European higher education (Bologna Process).

Thus, the university expert in bioelectrography is integrated into the training curriculum of the European Atlantic University in their own degree, fulfilling all the academic requirements of the regulations of the European Atlantic University, fulfilling all the conditions leading to the award of degrees from the European Atlantic University.



Universidad
Europea
del Atlántico



FEMTCI
FUNDACIÓN EUROPEA
DE MEDICINA TRADICIONAL
COMPLEMENTARIA E INTEGRATIVA



SUMMARY OF THE UNIVERSITY PROGRAMME

MODULE	TYPE	COURSES	ECTS
MODULE 1	MANDATORY	Fundamentals and application of photonic bioelectro somatography	7,5
MODULE 2	MANDATORY	Practical application of photonic bioelectrco somatography	7,5
MODULE 3	MANDATORY	Final work	5

METODOLOGÍA

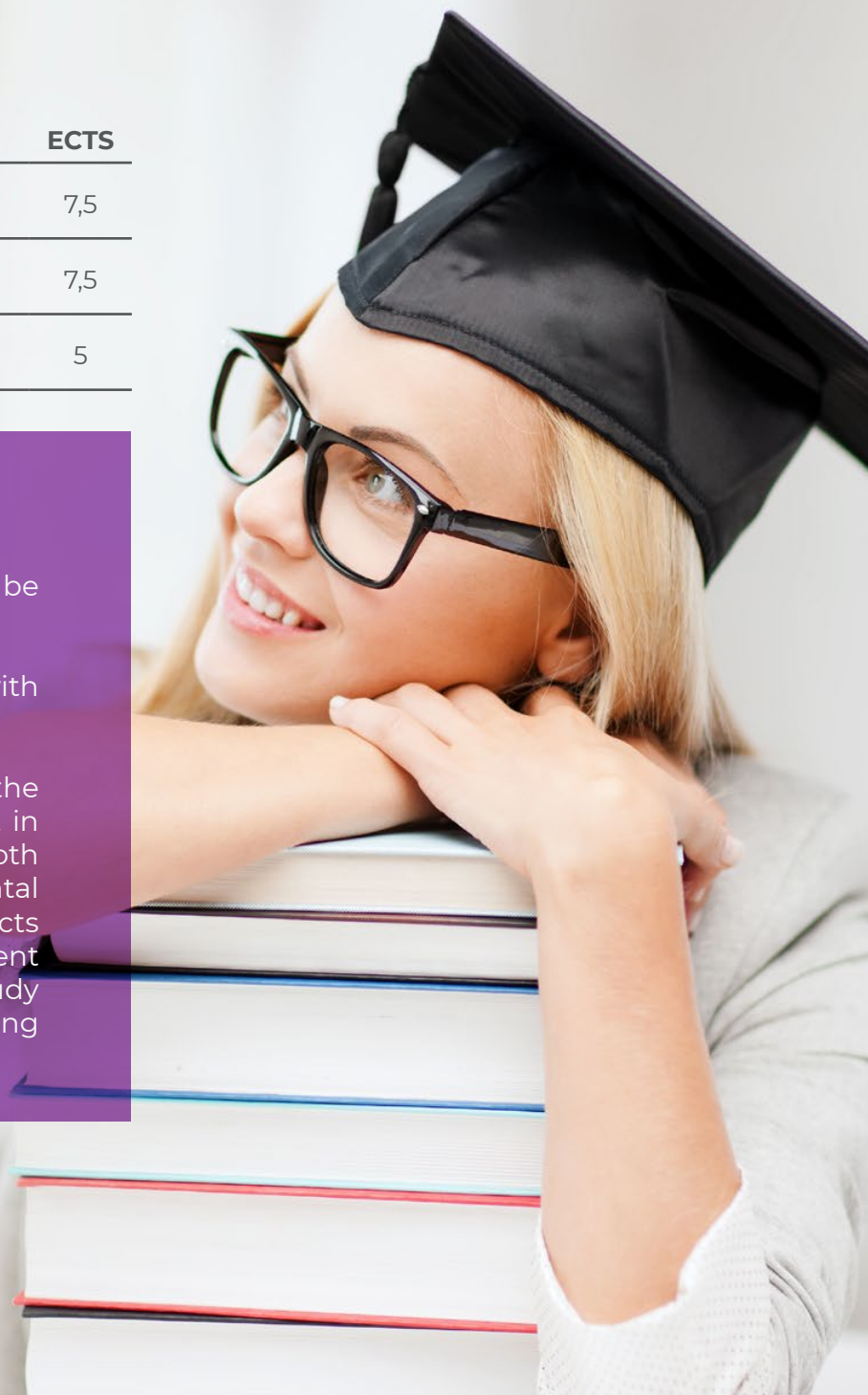
The training is given over a period of 6 months, during which three subjects will be covered, two theoretical and one practical.

The theoretical modules are in the form of 90-minute recorded lectures, with continuous tutoring and a 32-hour face-to-face practical module.

These studies are supervised in the knowledge branch of health sciences and the academic programme has a teaching load of 20 ECTS. These studies are taught in the semi-presential learning modality and the didactic methodology, using both classrooms and online training to facilitate the acquisition of disciplinary, instrumental and behavioural skills, always with a holistic and integral view of the subjects, subjects and/or modules that make up the curriculum. The teaching and learning environment used for the acquisition of subject skills is the e-learning platform Moodle. The study assessment system is based on the continuous evaluation of all the student's learning throughout the training process.



GRUPO THUBAN
CLÍNICA Y CENTRO DE ESTUDIOS SUPERIORES
TERAPIAS NATURALES Y MANUALES



CONTENT

Introduction to bioelectrography

Foundations and application of photonic bioelectro somatography as a basis for subjects associated with learning bioelectrography.

Modern scientific understanding of BIOELECTROGRAPHY, the human energy field, geo-acoustics. Human energy field, geological zones and other advanced scientific topics and their application to well-being.

Basic physical approach

Notion of energy: definition, mechanical, chemical, atomic, closed and open systems, different types of energy; energy exchanges in nature; the law of energy conservation; entropy in physics.

Facilitating the use and practice of bioelectrography in everyday life

It encompasses techniques widely used in the daily practice of bioelectrography which is used for its ability to facilitate subsequent work with other techniques.

Scar measurement, screening technique for physical or psychological trauma, etc.



Express or complete programme

Different types of programmes are available. Express imaging in 10 seconds (stress test). Complete check-up in 1 minute.

Evaluate the impact of stress and emotions on the body

The highly sophisticated software system makes it possible to highlight in record time the level of stress affecting the individual. This gives us the possibility to have a predictive approach and therefore the application of optimal and specific treatments.

Computer intelligence at the service of traditional medicine

For people working in acupuncture, reflexology or ayurvedic medicine, this biophotonic approach is valuable and allows the energy systems to be highlighted instantly. Measuring before and after a treatment allows us to validate the effectiveness of a therapy and to show users all the benefits of the session.

It also brings obvious satisfaction to practitioners and all those whose scientific spirit is in search of proof.

Bioelectrography at the service of manual medicine

For osteopathic and chiropractic practitioners, the identification of problems in the spine allows correlations to be established with the sensation obtained by the practitioner's hands. This makes it possible to see instantly how the problem has been corrected.

Bioelectrography in nutrition

This system is very useful in a nutritional consultation as it will allow the therapist to determine which systems and organs need support or drainage, but also, and most importantly, which foods may be most appropriate for an individual. Or, on the contrary, it is a question of knowing what type of food can affect a person's health and homeostasis. Reliable and specific protocols are taught.

Research on phyto-nutrition through algorithms

Years of research in collaboration with doctors, biologists and naturopaths have led to the development of a unique system: Instant algorithmic search. At the end of the bioelectrography session, the server will enable the organism's needs to be targeted in the minerals and plants best suited to optimise long-term homeostasis.

Environmental measurements, geobiology and Feng Shui

Russian scientific research over the last 20 years has led to the development of specific programmes for environmental measurement. New software systems allow users to evaluate and measure the energy of a place, room, space, etc. in record time

(less than 10 minutes). This paves the way for better management of living space as it has been proven over the years that a geopathic location cannot maintain a healthy optimal, regardless of the number of medical treatments carried out. Today, Aware Architecture courses have already integrated electro-photonic measurement systems.

Electro-hypersensitivity tests

Nowadays, more and more sensitive people are affected by the electromagnetic environment. We have protocols designed to assess and treat people affected by this type of problem.

Quantum therapy

Thanks to biophotonic measurement, we will be able to generate the sound of a frequency that is part of the so-called ultra-short therapies. This relaxing music will rebalance the cerebral hemispheres, de-stress the person, and also inform the drinking water to complete the treatment.

The World Health Organisation and energy: where are we now?

The World Health Organisation has listed energy blockages as a possible cause of disease in the new International Catalogue of Diseases (ICD). On 18 June 2018, WHO published a new version of the ICD (ICD 11) so that its member states can prepare for its implementation, including the translation of the ICD into national languages. ICD 11 was presented at the 144th session of the Executive Board and will be presented to the 74th World Health Assembly in May 2019 and WHO Member States will start using ICD 11 from 1 January 2022. The new ICD 11 includes Chapter 26 "Traditional Medicine", which did not exist until now: this means that the approach developed in this training is fully in line with current developments in international health policy. The inclusion of Chapter 26 of the new ICD (ICD 11) represents an historic step in the attitude of health authorities towards natural medicine, the admission of the existence of vital energy and its disturbances as causes of disease.

Thanks to bioelectrography, we can measure it.

Practical application of bioelectrography protocols

To put into practice all the contents covered by the training, through real case studies.

We will use :

- **Measurement systems.**
- **Soundtrack of therapeutic frequencies.**
- **Informed water with specific frequencies.**
- **Full report with readings using digital colour gradient scales**

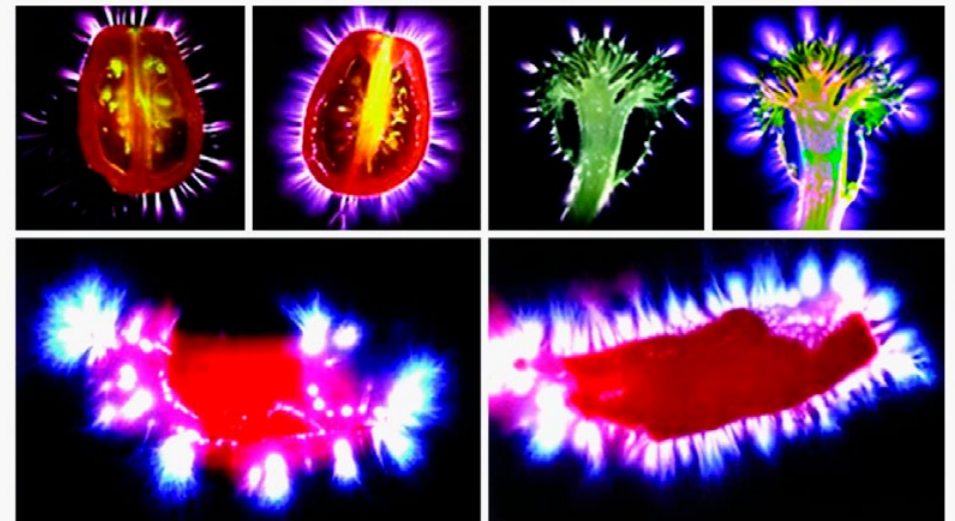
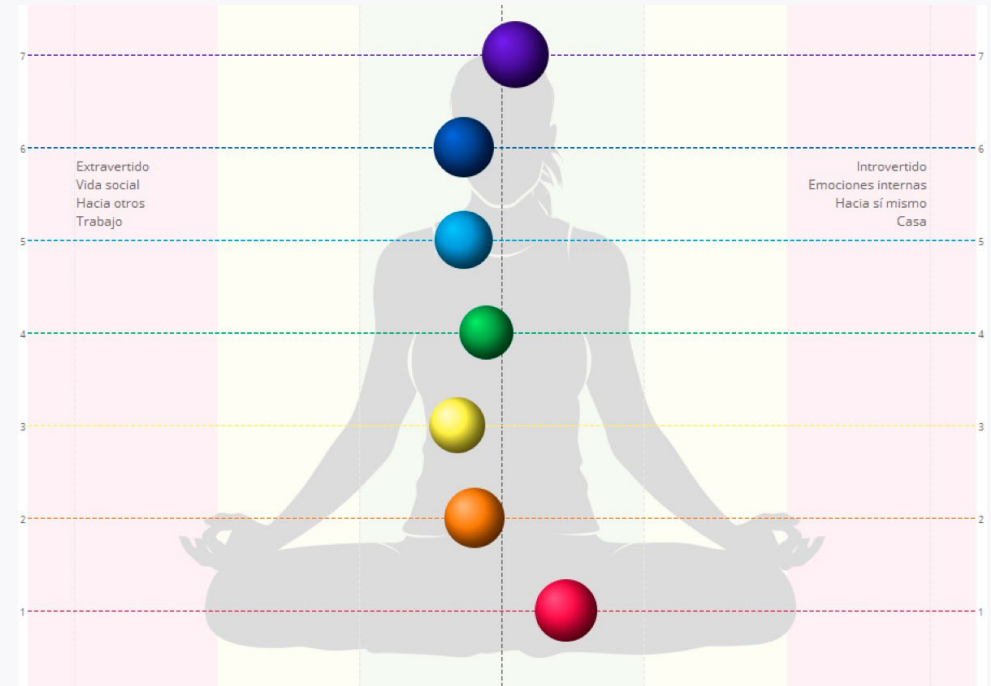


WHO IS IT FOR?

Students preferably with a degree in science and technology or in professions related to health, physical and sports activities and socio-cultural and community services, as well as health professionals (doctors, physiotherapists, dentists, chiropractors, nurses, pharmacists, psychologists, osteopaths, naturopaths, nutritionists, etc.).

SKILLS

Upon completion of the training, the student will be able to analyse, study, evaluate and apply protocols to achieve the health benefits of energy prevention in accordance with WHO (art.26 on the cause of morbid diseases). The student will be able to analyse and interpret problems related to energy imbalances observable by modern imaging technologies or bioelectrography. They will be able to give advice on healthy habits to adopt in the field, as well as on specific phyto-nutrients resulting from algorithmic research. They will be able to apply protocols to improve overall health based on the fundamental principles of modern scientific bioelectrophotonics.



WHAT QUALIFICATION WILL I OBTAIN?

Double degree

Double Degree for students with a previous official qualification of Degree, Diploma, Engineer or Graduate (any branch: e.g. physiotherapy, podiatry, medicine, etc.) This Double Degree consists of the University Diploma of Expert in Bioelectrography. This is the European University of the Atlantic's own Lifelong Learning qualification; and the THUBAN GROUP's accredited Diploma. Students without a previous official qualification (e.g. naturopaths) will obtain the Certificate of Achievement in the Permanent Training Course in Bioelectrography; diploma issued by the European University of the Atlantic. You will also obtain the accredited diploma from the THUBAN GROUP School of Higher Education.

In both cases, the European University of the Atlantic accredits 20 ECTS.



Universidad
Europea
del Atlántico



GRUPO THUBAN
CLÍNICA Y CENTRO DE ESTUDIOS SUPERIORES
TERAPIAS NATURALES Y MANUALES



FEMTCI
FUNDACIÓN EUROPEA
DE MEDICINA TRADICIONAL
COMPLEMENTARIA E INTEGRATIVA

**To obtain the UNEATLANTICO degree, it will be necessary to meet the requirements established in the university's regulatory framework for postgraduate studies. If you do not meet these requirements, the course can be followed in the sameway, receiving the Diploma of Completion in the programme of studies in question from the university.*



THE TEAM'S TEACHERS

The teaching staff is made up of professionals of recognised prestige and reputation who combine their professional work with counselling and teaching. In order to deal responsibly with the diversity of subjects, we have chosen professionals who are specialists in each of them. The selection and integration of teaching staff is one of the most important pillars contributing to the quality of teaching.



Christian Bordes

Currently Director of IUMAB (International Union of Applied Medical Bioelectrography), (Applied Medical Bioelectrography), Osteopath and Bionutritionist. Former trainee of the hospitals of Toulouse. Director of the Electrophotonics Department of the Thuban Clinic in Madrid. Head of Naturopathy courses at the University of Toulouse and President of the Institute of Qualitative Research in Nutrition IRENQA in Toulouse for 15 years. Member of the Academy of Medical Sciences of Catalonia and the Balearic Islands and the Catalan Society of Architecture and Health. It is worth mentioning his work all over the world, looking for places to take energetic action, together with the Russian researcher Konstantin Korotkov (professor at the University of St. Petersburg). With more than 20 years of experience and research in electrophotonics, he has trained doctors and therapists in Spain and various European countries. Co-author of the book "Diseases of electromagnetic waves". Ed Obelisco and also co-author of the book "Electromagnetic waves". Ed Dangles.



Konstantin Korotkov

Professor of computer science, biophysics and psychology, has published more than 300 articles on physics and biology, holds 15 patents and is the author of 12 books. He has presented lectures, seminars and professional training courses in 56 countries on bioelectrography, including more than 100 national and international conferences. Over the past 40 years, Dr. Korotkov has been a lecturer at several universities in St. Petersburg, Russia, as well as a senior researcher at the Research Institute for Physical Activity and Sport in St. Petersburg, Russia, and is currently President of the International Union of Medical and Applied Bioelectrography (IUMAB) and Director of the Biowell Company.

Dr. Korotkov has received numerous awards including the Sri Lankan President's Award 2010, International VIP Award 2013, President Putin's Award 2014, Sultan of Bali's Award 2016, Russian Ministry of Sports Award 2013 and 2017, and in 2017 he was appointed Argentina's Ambassador of the Banner of Peace and Bali's Ambassador of Peace.

Professor Korotkov's respect for life has led him to a prestigious career in research, integrating science and spirit in the development of many innovative technologies.



Vladimir Voeikov

Professor at Lomonosov Moscow State University (Russia). In 1968, Vladimir Voeikov received an honorary degree from the Faculty of Biology of Lomonosov University (Russia) with honours in the speciality "Biophysics". In 1971, he defended his doctoral thesis (speciality "Biophysics") at the same university. In 1971-1975, he worked as a junior researcher at the Institute of Bio-Organic Chemistry of the USSR Academy of Sciences (named after M.M. Shemyakin and Y.A. Ovchinnikov) (Moscow). Since 1975, he has worked as an assistant professor in the Department of Bio-organic Chemistry of the Faculty of Biology, University of Michigan Lomonosov, and from 2003 to date, as a professor in the same department. From 1978 to 1979, he was a researcher at the School of Biochemistry and Medicine, Duke University, Carolina, USA. under the direction of Professor Robert Lefkowitz (Nobel Prize in 2014).

THE TEAM'S TEACHERS



Dmitry Orlov

Master of Science in Technical Physics (St Petersburg State Technical University of Information Technology, Mechanics and Optics - Department of Laser Technology). He is the Managing Director of the Bio-Well company which produces Bio-Well devices and software. Founder and CEO of the AVD company which is dedicated to the study of human ecology and living space, ecology (analysis of geo-pathogenic stress) and their interconnection.

He has written more than 20 articles published in various international journals and conferences, theses, 7 author tutorials in the field of PPE/GDV. He was awarded the Jacques Benveniste Prize (Association Jacques Benveniste pour la recherche, 2009) for the development of the methodology of spatial and hydrological measurements with the use of EPI/GDV technology. Three years in a row he was awarded the state grant from the government of St. Petersburg (Russia) for his work with EPI/GDV technology - study of ultra-low water influences. Dmitry works with Professor Korotkov on the development and research of measurements of environmental objects (water, different liquids, bio-objects, materials) and space.



Julián Marín

Technician specialised in electro-photonics and in the field of quality and environmental control. Technician in prevention of occupational risks and expert in electromagnetic pollution and EMC protection systems from the Antonio de Nebrija University. Member of the "Architecture and Health" working group of the Academy of Medical Sciences of Catalonia and the Balearic Islands and Deputy Director of IUMAB in Spain (International Union of Medical and Applied Bioelectrography). General Director of the "Hospital Verde" of the "Onda-médica" group, specialising in medicine and environmental control.



Vanesa Liberman

Psychologist specialized in attachment and trauma through EMDR therapy. Master in Psychocorporal Therapy. Expert in Music Therapy and Dance Therapy. Expert in Positive Psychology and visualization of high sports performance. Specialist in Bioenergetic Techniques. Specialist in Bioelectrography and electromagnetic pollution technician. He has published with the Department of Pediatrics and Obstetrics of the University Hospital of San Juan de Alicante and the team of Social Neuroscience, Department of Psychobiology, Faculty of Psychology, University of Valencia. She has been giving lectures and trainings for 10 years for a better understanding of the human being in 3 dimensions and more currently of the analysis of the energy field and health with Bioelectrography, both for entrepreneurs and for the general public. She is currently a partner of Project Bio-Well Spain, founder and CEO of Arcturus Institute of energetic psychology to train therapists, professor in the Diploma of University Expert in Bioelectrography of the European University of the Atlantic. She has also spent 10 years accompanying people in personal processes from a holistic approach that intervenes in three dimensions: body, mind and energy.

EVALUATION SYSTEM

If we want to change the ways in which learning and teaching take place, it is necessary to change the way in which students' learning is assessed. The ideal student is no longer the one who obtains an excellent mark in the final exam because they have memorised the lesson at the last minute. Today's student is the one who has acquired, through autonomous, constant and cooperative learning, the necessary knowledge and who, moreover, has developed and integrated the competences foreseen in the curriculum through in-depth reflection and effective construction of learning.

The important thing in this methodology is to carry out a continuous evaluation and to this end, different resources will be used which will be available on the platform via the website and will allow the teacher to make a quantitative and qualitative evaluation of the teaching and learning process, and will be able to assess whether the course has been beneficial for the student. For this purpose the continuous evaluation system is used. Various online continuous evaluation tests are carried out, which are complemented by complementary activities (synthesis test, case studies, tutorials, etc.),

■ SELF-LEARNING AND COLLABORATIVE ACTIVITIES

■ ONLINE TRAINING

■ VIDEO CONFERENCES

■ DEFERRED LECTURES

■ CONSTANT FEEDBACK



UNIVERSITY EXPERT IN BIOELECTROGRAPHY



DURATION

6 MONTHS



PRACTICAL MODULE

19, 20, 21 AND 22 SEPTEMBER
2024



START

APRIL 1ST 2024



TIMETABLE

FROM 10 AM TO 2 PM AND FROM 3.30 PM TO
7.30 PM (FOR THE CLASSROOM)




PRESENTACIÓN DEL CURSO

BY VIDEO CONFERENCE ON APRIL 4TH AT 7:00
PM WITH THE TEACHING TEAM



PLACE OF PERFORMANCE

THUBAN GROUP. AVENIDA DE BRASILIA 3 - 5.
28028 MADRID



The background image shows a man and a woman in a professional setting. The man, wearing a patterned shirt, is pointing at a laptop screen. The woman, with blonde hair, is looking at the screen. On the desk, there is a laptop, a camera on a tripod, and some papers. The entire image has a purple overlay.

UNIVERSITY DIPLOMA IN BIOELECTROGRAPHY

EUROPEAN UNIVERSITY OF THE ATLANTIC'S OWN DEGREE IN LIFELONG LEARNING

THUBAN GROUP

Avenida de Brasilia 3 - 5.
28028 Madrid
914 350 290 | +34 627 236 276
unea@grupothuban.com
www.grupothuban.com